

Foundation Programme
in Literacy, Numeracy and Skills
(FPLNS)

اردو

URDU

GRADE 9

Student's Workbook

Theme 5: Music and Entertainment
Media


MAHATMA GANDHI INSTITUTE
under the aegis of
MINISTRY OF EDUCATION AND HUMAN RESOURCE
Republic of Mauritius

2026



Table of content

» Guide to Educators	iii
» Activity 1: Listen and repeat the song.....	1
» Activity 2: Identify the words.....	2
» Activity 3: Read and practise.	3
» Activity 4: Underline and rewrite the word.....	4
» Activity 5: Read and identify the word.....	5
» Activity 6: Fill in the blanks.....	6
» Activity 7: Crosswords	7
» Activity 8: Matching	8
» Activity 9: Rearrange the words.	9
» Activity 10: Read, identify and write	10
» Activity 11: Read the passage and encircle the correct answer.	11
» Activity 12: Read and write.	13
» Activity 13: Demonstrate your creativity.....	14



Guide to Educators

Learning Outcomes

- Share personal preferences regarding musical instruments using phrases like “I like...” or “I play...”.
- Engage in simple conversations about their favourite musical instruments.
- Understand key vocabulary words related to music and entertainment (e.g musical instruments, Music Day).
- Practise pronunciation of musical instruments and associated vocabulary words.
- Listen with understanding to poem, dialogue and short passage.

Activities

- Listen and repeat the song
- Identify the words
- Read and practise
- Underline and rewrite the word
- Read and identify the word
- Fill in the blanks
- Crosswords
- Matching
- Rearrange the words
- Read, identify and write
- Read the passage and encircle the correct answer
- Read and write
- Demonstrate your creativity

Other Proposed Activity

- The students play a musical item based on their preference.

Resources

- Use pictures and real-life examples to aid recognition.
- Repetitive practice through songs and poems.
- Videos or audios related to musical instruments and famous artists.

Portfolio Assessment

- Skills-based assessments.

Activity 1: Listen and repeat the song.

Listening and Reading Activities:

- The Educator reads and explains the song.
- The students sing or recite the song repeatedly.



कुहू-कुहू बोले कोयल, डाल-डाल पर गाती है ।
कितना मधुर, कितना मधुर, कितना मधुर वह गीत गाती है ।
कुहू-कुहू बोले कोयल, डाल-डाल पर गाती है ।
इतना मधुर गीत सुनाकर, सबके मन को भा जाती है ।
कुहू-कुहू बोले कोयल, डाल-डाल पर गाती है ।
रोज सुबह रोज़ सवेरे, गाकर वह हमें जगाती है ।

The Educator may access the audio-visual version of the above poem/song through the link:

<https://www.youtube.com/watch?v=Qo5RhZReUDA>
<https://www.youtube.com/watch?v=AsqRsvJTOW8>

Activity 2: Identify the words.

Listening and Speaking Activities:

- The Educator reads the words and explains with examples.
- The students repeat the words with correct pronunciation.



रेडियो



कंप्यूटर




टेलीविज़न



मनोरंजन



सिनेमाघर



मंच



मोबाइल फ़ोन



झाल



नाटक



बाँसुरी

Activity 3: Read and practise.

Listening and Reading Activities:

- The students identify and read the alphabets.



रेडियो
रे + डि + यो



कंप्यूटर
कं + प्यू +
ट + र




टेलीविज़न
टे + ली + वि +
ज़ + न



मनोरंजन
म + नो + रं +
ज + न



सिनेमाघर
सि + ने + मा +
घ + र



मंच
मं + च



मोबाइल फ़ोन
मो + बा + इ +
ल = मोबाइल
फ़ो + न = फ़ोन



झाल
झा + ल



नाटक
ना + ट + क



बाँसुरी
बाँ + सु + री

Activity 4: Underline and rewrite the words.

Reading and Writing Activities:

- The Educator reads aloud the sentences.
- The students identify, underline and rewrite the words related to music and entertainment.

(१) सितार एक वाद्य है।

(२) मेरे पास एक बाँसुरी है।

(३) यह एक झाल है।

(४) मेरी दादी के पास एक छोटा रेडियो है।

(५) यह एक सिनेमाघर है।

(६) रोहन टेलीविज़न देखता है।

(७) मंच बड़ा है।

(८) तुम्हारा मोबाइल फ़ोन नया है।

(९) क्या तुम्हारे पास एक गिटार है ?

Activity 5: Read and identify the word.

Reading Activity:

- The Educator reads and explains the sentences.
- The students identify the words corresponding to the picture.



बाँसुरी ।

एक बाँसुरी ।

यह एक बाँसुरी है ।

मेरे पास एक बाँसुरी है ।

मैं बाँसुरी बजाना / सुनना पसंद करता / करती हूँ ।

बाँसुरी बाँस से भी बनती है ।

छोटी बाँसुरी में ६-७ छेद होते हैं ।

यह बाँसुरी सुंदर है ।

बाँसुरी की आवाज़ मधुर होती है ।

भगवान कृष्ण के हाथ में बाँसुरी है ।

Activity 6: Fill in the blanks.

Reading and Writing Activities:

- The Educator reads and explains the exercise.
- The students choose the words and write corresponding to the pictures.

(कंप्यूटर , मोबाइल फ़ोन , टेलीविज़न , झाल , रेडियो)



(१) मैं देखता हूँ।



(२) मैं पर खेल खेलता हूँ।



(३) मैं सुनता हूँ।



(४) हमारे घर पर एक है।



(५) यह है।

Activity 7: Crossword.

Identify and colour 10 words related to music and entertainment using different colours. Then, copy the words in the space given below.

Writing Activity:

- The Educator reads and explains the given instructions to the students.

रे	सि	सं	गी	बाँ	मो	न	म
डि	ने	झा	टे	सु	बा	त	नो
यो	मा	ल	ली	री	इ	ब	रं
न	घ	त	वि	डि	ल	ला	ज
ल्म	र	खे	ज़	फ़ि	सं	च	न
ना	मं	ल	न	ल्म	फ़ो	नृ	त्य
ट	च	गि	टा	र	न	गी	झा
क	सं	गी	त	कं	प्यू	ट	र

.....

.....

.....

.....

.....

.....

.....

.....



.....

.....

.....

.....

Activity 8: Matching.



Listening and speaking Activities:

- The Educator reads the given verbs.
- The students:
- listen and pronounce the verbs under the guidance of the Educator.
 - read and match the pictures to the corresponding verbs.

गाना

खेलना

देखना

नाचना

बजाना

सुनना

Activity 9: Rearrange the words.

Writing Activity:

- The Educator helps the students to rearrange the words to form a sentence.

(१) है - मनोरंजक - फ़िल्म - यह - ।

.....

(२) गीत - गायक - गाता - है - ।

.....

(३) है - बड़ा - मंच - ।

.....

(४) सुनता - है - संगीत - राहुल - ।

.....

(५) बजाता - है - वाद्य - वह - ।

.....

Activity 10: Read, identify and write.

Identify and write 5 action verbs and 5 words related to music and entertainment.

Reading and writing Activities:

- The Educator reads and explains the dialogue to the students.
- The students read, identify and write the action verbs and the words related to music and entertainment.



राहुल : नमस्ते रवि.

रवि : नमस्ते राहुल । तुम बहुत खुश दिख रहे हो !

राहुल : मैं सिनेमाघर फ़िल्म देखने जा रहा हूँ ।

रवि : कौन सी फिल्म ?

राहुल : 'तारे ज़मीन पर'

रवि : मैं टेलीविज़न पर फ़िल्म देखता हूँ ।

राहुल : मैं भी । मैं मोबाइल फ़ोन पर खेल भी खेलता हूँ ।

रवि : मैं रेडियो सुनना पसंद करता हूँ । क्या तुम गाते हो ?

राहुल : नहीं । मैं नृत्य करता हूँ । मैं कॉलेज में नृत्य प्रस्तुत कर रहा हूँ ।

रवि : मैं भी संगीत दिवस के अवसर पर एक गीत गा रहा हूँ ।

राहुल : मेरी बहन सितार बजा रही है ।

रवि : ख़ूब मज़ा आएगा ...

Action Verbs	Words

Activity 11: Read the passage and encircle the correct answer.

Reading Activity:

- The students read the passage with the help of the Educator, then complete the given multiple choice questions.



आज संगीत दिवस है। हम कॉलेज में संगीत दिवस मना रहे हैं। मंच बहुत सुंदर दिख रहा है। बहुत से छात्र भाग ले रहे हैं। राहुल बाँसुरी बजा रहा है। अमर गीत गा रहा है। कुछ छात्र झाल, गिटार और तबला बजा रहे हैं। ग्रेड ९ के छात्र नृत्य प्रस्तुत कर रहे हैं। छात्र तालियाँ भी बजा रहे हैं। सभी बहुत खुश हैं।

(१) कॉलेज में कौन-सा दिवस मनाया जा रहा है ?

- | | |
|----------|----------|
| क. खेल | ग. संगीत |
| ख. खाद्य | घ. जन्म |

(२) मंच कैसा दिख रहा है ?

- | | |
|----------|---------|
| क. सुंदर | ग. बड़ा |
| ख. छोटा | घ. मैला |

(३) राहुल कौन-सा वाद्य बजा रहा है ?

- | | |
|------------|----------|
| क. झाल | ग. गिटार |
| ख. बाँसुरी | घ. तबला |

(४) कौन गीत गा रहा है ?

- | | |
|---------------|---------------------|
| क. राहुल | ग. अमर |
| ख. बहुत छात्र | घ. ग्रेड 9 के छात्र |

(५) सब कैसे हैं ?


- | | |
|-----------|----------|
| क. नाराज़ | ग. दुःखी |
| ख. भयभीत | घ. खुश |

Activity 12: Read and Write.

Speaking and writing Activities:

The Educator helps the students to:

- revise the vocabulary words.
- identify and label the objects.
- write the answers to prompts related to the image.



(१) चित्र में कितने लोग हैं ?

.....

(२) पिताजी क्या कर रहे हैं ?

.....

(३) माताजी क्या कर रही हैं ?

.....

(४) लड़का कौन-सा वाद्य बजा रहा है ?

.....

(५) लड़की कौन-सा वाद्य बजा रही है ?

.....

(६) मेज़ पर क्या-क्या रखा है ?


.....

Activity 13: Demonstrate your creativity.

Speaking and writing Activities:

- The Educator explains the activities to the students.
- The students prepare and present the item.
- The Educator guides them in the writing of sentences.

- Present a short poem/ a song/ a dance.
- Identify the following pictures, colour and write two simple sentences on each.



(१) यह एक है ।

(क)

(ख)



(२) यह एक है ।

(क)

(ख)



(३) यह एक है ।

(क)

(ख)

Foundation Programme
in Literacy, Numeracy and Skills
(FPLNS)

اردو

URDU

GRADE 9

Educator's Guidelines

**Theme 5: Music and Entertainment
Media**


MAHATMA GANDHI INSTITUTE
under the aegis of
MINISTRY OF EDUCATION AND HUMAN RESOURCE
Republic of Mauritius

2026



Table of content

» Guide to Educators	iii
» Activity 1: Listen and repeat the song.....	1
» Activity 2: Identify the words.....	2
» Activity 3: Read and practise.	3
» Activity 4: Underline and rewrite the word.....	4
» Activity 5: Read and identify the word.....	5
» Activity 6: Fill in the blanks.....	6
» Activity 7: Crosswords	7
» Activity 8: Matching	8
» Activity 9: Rearrange the words.	9
» Activity 10: Read, identify and write	10
» Activity 11: Read the passage and encircle the correct answer.	11
» Activity 12: Read and write.	13
» Activity 13: Demonstrate your creativity.....	14



Guide to Educators

Learning Outcomes

- Share personal preferences regarding musical instruments using phrases like “I like...” or “I play...”.
- Engage in simple conversations about their favourite musical instruments.
- Understand key vocabulary words related to music and entertainment (e.g musical instruments, Music Day).
- Practise pronunciation of musical instruments and associated vocabulary words.
- Listen with understanding to poem, dialogue and short passage.

Activities

- Listen and repeat the song
- Identify the words
- Read and practise
- Underline and rewrite the word
- Read and identify the word
- Fill in the blanks
- Crosswords
- Matching
- Rearrange the words
- Read, identify and write
- Read the passage and encircle the correct answer
- Read and write
- Demonstrate your creativity

Other Proposed Activity

- The students play a musical item based on their preference.

Resources

- Use pictures and real-life examples to aid recognition.
- Repetitive practice through songs and poems.
- Videos or audios related to musical instruments and famous artists.

Portfolio Assessment

- Skills-based assessments.

Activity 1: Listen and repeat the song.

Listening and Reading Activities:

- The Educator reads and explains the song.
- The students sing or recite the song repeatedly.



گیت
ہے آج موسیقی کا دن
خوش ہے ہر ایک دل
گانے کا ہے دن آج
ناچنے کو تیار ہے ہر کوئی
گٹار کا بھی شوق ہے اب
لوگوں سے بھرا ہے اسٹیج اب
خوشگوار ہے سما آج
ہر ایک کا دل خوش ہے آج

The Educator may access the audio-visual version of the above poem/song through the link:

https://www.youtube.com/watch?v=-yRVcOI8Jt8&list=RD-yRVcOI8Jt8&start_radio=1

Activity 2: Identify the words.

Listening and Speaking Activities:

- The Educator reads the words and explains with examples.
- The students repeat the words with correct pronunciation.

کمپیوٹر



ریڈیو



تفریح



ٹیلی وژن



اسٹیج



سینما



قوالی



موبائل فون



مشاعرہ



ڈراما



Activity 3: Read and practise.

Listening and Reading Activities:

- The students identify and read the alphabets.

طبہ

ط + ب + ل + ہ



ریڈیو

ر + ی + ڈ + ی + و



ستار

س + ت + ا + ر




ٹیلی وژن

ٹ + ی + ل + ی + و + ژ + ن



اسٹیج

ا + س + ٹ + ی + ج



سینما ہال

س + ن + ی + م + ا + ہ + ا + ل



بانسری

ب + ا + ن + س + ر + ی



موبائل فون

م + و + ب + ا + ف + و + ن



ہارمونیم

ہ + ا + ر + م + و + ن + ی + م



گٹار

گ + ٹ + ا + ر



Activity 4: Underline and rewrite the words.

Reading and Writing Activities:

- The Educator reads the sentences aloud.
- The students identify, underline and rewrite the words related to music and entertainment.

۱۔ ستار ایک آلہ ہے۔
.....

۲۔ میرے پاس ایک بانسری ہے۔
.....

۳۔ یہ ایک ہارمونیم ہے۔
.....

۴۔ کیا تمہارے پاس گٹار ہے؟
.....

۵۔ میری دادی کے پاس ایک چھوٹا سا ریڈیو ہے۔
.....

۶۔ ہم سنیما ہال میں فلم دیکھتے ہیں۔
.....

۷۔ ساجد ٹیلی وژن دیکھتا ہے۔
.....

۸۔ اسٹیج بڑا ہے۔
.....

۹۔ تمہارا موبائل فون نیا ہے۔
.....

Activity 5: Read and identify the word.

Reading Activity:

- The Educator reads and explains the sentences.
- The students identify the words corresponding to the picture.



۱۔ بانسری

۲۔ ایک بانسری۔

۳۔ یہ ایک بانسری ہے۔

۴۔ میرے پاس ایک بانسری ہے۔

۵۔ میں بانسری بجانا پسند کرتا ہوں۔

Activity 6: Fill in the blanks.

Reading and Writing Activities:

- The Educator reads and explains the exercise.
- The students choose the correct words corresponding to the pictures and fill them in the blank spaces.

(ریڈیو فلم ٹیلی وژن موبائل فون گٹار)

۱۔ میں ایک _____ دیکھتا ہوں۔



۲۔ میں _____ پر گیمس کھیلتا ہوں۔



۳۔ میں _____ سنتا ہوں۔



۴۔ ہمارے گھر میں ایک _____ ہے۔



۵۔ _____ پر خبریں آتی ہیں۔



Activity 7: Crossword.

Identify and colour 10 words related to music and entertainment using different colours. Then, copy the words in the space given below.

Writing Activity:

- The Educator reads and explains the given instructions to the students.

ا	ر	ٹ	و	ی	پ	م	ک
ل	ی	ت	ف	ض	ن	و	ف
م	ڈ	م	ڈ	س	ق	ب	ا
ب	ی	ک	ر	ت	ع	ا	ن
ا	و	ص	ا	ا	غ	مئی	س
ن	مئی	ذ	م	ر	ق	ل	ر
س	ے	ب	ا	خ	ٹ	گ	و
ر	ا	ٹ	گ	ک	ح	ہ	پ
ی	د	مئی	ا	م	ی	ن	س
ژ	ظ	ا	ج	ی	ٹ	س	ا

.....

.....

.....

.....

.....

.....

.....

.....


.....

.....

Activity 8: Matching.

Listening and speaking Activities:

- The Educator reads the given verbs.
- The students:
- listen and pronounce the verbs under the guidance of the Educator.
 - read and match the pictures to the corresponding verbs.



سننا

ديکھنا

گانا

بجانا

کھيلنا

Activity 9: Rearrange the words.

Writing Activity:

- The Educator helps the students to rearrange the words to form a sentence.

۱۔ دلچسپ ہے موسیقی

.....

۲۔ گلوکار گاتا گانا ہے

.....

۳۔ پسند موسیقی کرتا ہے وہ

.....

۴۔ سنتے ہیں ہم موسیقی

.....

۵۔ بجاتے ہیں لوگ ہارمونیم

.....

Activity 10: Read, identify and write.

Identify and write 5 action verbs and 5 words related to music and entertainment.

Reading and writing Activities:

- The Educator reads and explains the dialogue to the students.
- The students read, identify and write the action verbs and the words related to music and entertainment.

عادل: السلام علیکم ساجد!
ساجد: وعلیکم السلام عادل! تم خوش نظر آرہے ہو!
عادل: ہاں میں سنیما جا رہا ہوں۔
ساجد: تم کون سی فلم دیکھنے جا رہے ہو؟
عادل: میں فلم ”جوان“ دیکھنے جا رہا ہوں۔
ساجد: میں یہ فلم ٹیلی وژن پر دیکھوں گا۔
عادل: آج کل ہم موبائل فون پر بھی فلم دیکھ سکتے ہیں۔
ساجد: میں تو اکثر اپنے کمپیوٹر پر فلم دیکھتا ہوں اور مجھے بہت اچھا لگتا ہے۔
عادل: بہت خوب! مجھے دیر ہو رہی ہے۔ پھر ملتے ہیں۔ اللہ حافظ۔
ساجد: اللہ حافظ!



Action Verbs	Words

Activity 11: Read the passage and encircle the correct answer.

Reading Activity:

- The students read the passage with the help of the Educator, then complete the given multiple choice questions.



آج یوم موسیقی ہے۔ ہم اسکول میں یوم موسیقی منا رہے ہیں۔ اسٹیج بہت خوبصورت ہے۔ کئی بچے حصہ لے رہے ہیں۔ عادل بانسری بجا رہا ہے۔ ساجد ایک گانا گا رہا ہے۔ درجہ نو کے بچے ہارمونیم، گٹار اور طبلہ بجا رہے ہیں۔ درجہ آٹھ کے بچے ناچنے جا رہے ہیں۔ ہر کوئی تالی بجا رہا ہے۔ سبھی بچے خوش ہیں۔

۱۔ ہم اسکول میں کون سا دن منا رہے ہیں ؟

ا۔ کھیل کود ب۔ موسیقی

ج۔ کھانا د۔ سالگرہ

۲۔ اسٹیج کیسا نظر آ رہا ہے ؟

ا۔ خوبصورت ب۔ گندہ

ج۔ صاف د۔ بڑی

۳۔ عادل کون سا آلہ بجا رہا ہے ؟

ا۔ ہارمونیم ب۔ گٹار

ج۔ بانسری د۔ طبلہ

۴۔ کون گانا گا رہا ہے ؟

ا۔ عادل ب۔ ساجد

ج۔ درجہ نو کے بچے د۔ درجہ آٹھ کے بچے

۵۔ سبھی بچے _____ ہیں۔

ا۔ ناراض ب۔ غمگین

ج۔ ڈرے ہوئے د۔ خوش

Activity 12: Read and Write.

Speaking and writing Activities:

The Educator helps the students to:

- revise the vocabulary words.
- identify and label the objects.
- write the answers by giving prompts related to the image.



زبانی کام:

۱۔ اس تصویر میں کتنے لوگ ہیں؟

.....

۲۔ ابو کیا کر رہے ہیں؟

.....

۳۔ امی کیا کر رہی ہیں؟

.....

۴۔ لڑکے کے ہاتھ میں کیا ہے؟

.....

۵۔ کون گٹار بجا رہا ہے؟

.....

۶۔ میز پر کون سی چیزیں ہیں؟


.....

Activity 13: Demonstrate your creativity.

Speaking and writing Activities:

- The Educator explains the activities to the students.
- The students prepare and present the item.
- The Educator guides them in the writing of sentences.

- Present a short poem/ a song/ a dance.
- Identify the following pictures, colour and write two simple sentences on each.



۱۔ گٹار - ستار

(۱۔)

.....

(۲۔)

.....



۲۔ طبلہ - ریڈیو

(۱۔)

.....

(۲۔)

.....



۳۔ ٹیلی وژن - موبائل فون

(۱۔)

.....

(۲۔)

.....

Foundation Programme
in Literacy, Numeracy and Skills
(FPLNS)

தமிழ்
TAMIL

GRADE 9

Educator's Guidelines

Theme 5: Music and Entertainment
Media


Ministry of Education and Human Resource
in collaboration with
Mahatma Gandhi Institute

2026




Table of content

» Guide to Educators	iii
» Activity 1: Listen and repeat the song.....	1
» Activity 2: Identify the words.....	2
» Activity 3: Read and practise.	3
» Activity 4: Underline and rewrite the word.....	4
» Activity 5: Read and identify the word.....	5
» Activity 6: Fill in the blanks.....	6
» Activity 7: Crosswords	7
» Activity 8: Matching	8
» Activity 9: Rearrange the words.	9
» Activity 10: Read, identify and write	10
» Activity 11: Read the passage and encircle the correct answer.	11
» Activity 12: Read and write.	13
» Activity 13: Demonstrate your creativity.....	14



Guide to Educators



1

Learning Outcomes

- Share personal preferences regarding musical instruments using phrases like “I like...” or “I play...”.
- Engage in simple conversations about their favourite musical instruments.
- Understand key vocabulary words related to music and entertainment (e.g musical instruments, Music Day).
- Practise pronunciation of musical instruments and associated vocabulary words.
- Listen with understanding to poem, dialogue and short passage.

2

Activities

- Spell and practise.
- Fill in the blanks.
- Underline the words.
- Copy words.
- Sentence reading.
- Identify words.
- Rearrange the words.

3

Other Proposed Activity

- The students play a musical item based on their preference.

4

Resources

- Use pictures and real-life examples to aid recognition.
- Repetitive practice through songs and poems.
- Videos or audios related to musical instruments and famous artists.

5

Assessment

- **Visual Assessments**
Sentence reading exercises where students can show what they have learnt through pictures.

Activity 1: Listen and repeat the song.

Listening and Reading Activities:

- The Educator reads and explains the song.
- The students sing or recite the song repeatedly.

கவிதை

இசை என் தோழி
இன்பம் தரும் தோழி
பாப்பா பாடும் பாடல்
மிருதங்கம் தாளம்
கொடுக்கும்
தக்க திமி என்றே
முழக்கும்
புல்லாங்குழல் இசை
ஊற்றும்
அழகான தேனீ சத்தம்
நாமும் இசை பாடலாம்
இசைக்கருவி
வாசிக்கலாம்
குழந்தை சிரிப்பில்
இசை எப்பொழுதும்
வாழும்



(எ-டு)

இது ஒரு வானொலி.
என் வீட்டில் ஒரு
வானொலி இருக்கிறது.
வானொலியில் இசை
கேட்கிறோம்.
என் வீட்டில் ஒரு
பெரிய தொலைக்காட்சி
இருக்கிறது.
நாங்கள் சினிமாவுக்குப்
போகிறோம்.

The Educator may access the audio-visual version of the above poem/song through the link:

- Tum Tum: <https://www.youtube.com/watch?v=tYSrY4iPX6w>
- Bharathiyar Padal: Bharatha Samudayam vazhgave: https://www.youtube.com/watch?v=rih9Rr_kgR8

Activity 2: Identify the words.

Listening and Speaking Activities:

- The Educator reads the words and explains with examples.
- The students repeat the words with correct pronunciation.



வானொலி



கணினி



தொலைக்காட்சி



சினிமா



பொழுதுபோக்கு



மேடை



செல்பேசி



உடுக்கை



நாடகம்



சங்கு


Activity 3: Read and practise.

Listening and Reading Activities:

- The students identify and read the alphabets.



வயலின்
வ+ய+லின்



நடிகை
ந+டிகை




வீணை
வீ+ணை



செல்பேசி
செ+ல்+பே+சி



கைத்தாளம்
கை+த்+தா+ளம்



மேடை
மே+டை



தப்பு
த+ப்+பு



வானொலி
வா+னொ+லி



பாடகன்
பா+ட+கன்



உடுக்கை
உ+டு+க்+கை

Activity 4: Underline and rewrite the words.

Reading and Writing Activities:

- The Educator reads aloud the sentences.
- The students identify, underline and rewrite the words related to music and entertainment.

(க) உடுக்கை ஓர் இசைக் கருவி.

(உ) எனக்கு ஒரு புல்லாங்குழல் இருக்கிறது.

(ஊ) என் தம்பி வீணை வாசிக்கிறான்.

(ச) இது ஒரு சங்கு.

(஠) உனக்கு ஒரு வயலின் இருக்கிறதா?

(கூ) என் பாட்டிக்கு ஒரு சிறிய வானொலி இருக்கிறது.

(எ) இது ஒரு சினிமா அரங்கம்.

(அ) வேலன் தொலைக்காட்சியைப் பார்க்கிறான்.

(க) அந்த மேடை பெரியது.

(க0) உன் செல்பேசி புதியது.

Activity 5: Read and identify the word.

Reading Activity:

- The Educator reads and explains the sentences.
- The students identify the words corresponding to the picture.



உடுக்கை

ஓர் உடுக்கை.

இது ஓர் உடுக்கை.

எனக்கு ஓர் உடுக்கை இருக்கிறது.

எனக்கு உடுக்கை வாசிக்கப் பிடிக்கும்.

Activity 6: Fill in the blanks.

Reading and Writing Activities:

- The Educator reads and explains the exercise.
- The students choose the words and write corresponding to the pictures.

(வானொலியைக், வீணையை, தொலைக்காட்சியில்,
திரைப்படத்தைப், செல்பேசியில்)



(க) நான் ஒரு _____ பார்க்கிறேன்.



(உ) நான் என் _____
விளையாட்டுக்களை
விளையாடுகிறேன்.



(ஈ) நான் _____ கேட்கிறேன்.



(ஐ) நான் _____ வாசிக்கிறேன்.



(ஔ) நான் _____ ஒரு நிகழ்ச்சியைப்
பார்க்கிறேன்.

Activity 7: Crossword.

Identify and colour 10 words related to music and entertainment using different colours. Then, copy the words in the space given below.

Writing Activity:

- The Educator reads and explains the given instructions to the students.

ம்	செ	ல்	பே	சி	ச	ஆ	தொ
ட	லா	ண்	க	தி	ங்	ஐ	லை
வா	ங்	டொ	லை	றா	கு	தி	க்
னொ	உ	சை	ஞ	இ	பை	ரை	கா
லி	டு	ரி	ன்	சை	த	ப்	ட்
ள்	க்	ஒ	பா	ஈ	ப்	ப	சி
கா	கை	யி	து	ஞ்	பு	ட	எ
நீ	வே	சி	னி	மா	சை	ம்	ஊ

.....

.....

.....

.....

.....

.....

.....

.....

.....

.....

.....

.....

Activity 8: Matching.

Listening and speaking Activities:

- The Educator reads the given verbs.
- The students:
 - listen and pronounce the verbs under the guidance of the Educator.
 - read and match the pictures to the corresponding verbs.



பாடு




பார்



கேள்



விளையாடு



ஆடு

Activity 9: Rearrange the words.

Writing Activity:

- The Educator helps the students to rearrange the words to form a sentence.

(க) இனிமையானது - மிகவும் - இசை

.....

(உ) பாடகர்கள் - பாடுகிறார்கள் - பாடல்களைப்

.....

(ஊ) பிடிக்கும் - இசை - அவனுக்கு

.....

(சு) கேட்கிறோம் - இசையைக் - நாங்கள்

.....

(஠) வாசிக்கிறார்கள் - இசைக்கருவிகளை - மக்கள்

.....

Activity 10: Read, identify and write.

Identify and write 5 action verbs and 5 words related to music and entertainment.

Reading and writing Activities:

- The Educator reads and explains the dialogue to the students.
- The students read, identify and write the action verbs and the words related to music and entertainment.



அழகன் : வணக்கம் செல்வன்.

செல்வன் : வணக்கம் அழகன். நீ மிகவும் மகிழ்ச்சியாக இருக்கிறாய்!

அழகன் : நான் சினிமாவுக்குப் போகிறேன்.

செல்வன் : ஒரு திரைப்படத்தைப் பார்க்கப் போகிறாயா?

அழகன் : ஆமாம் செல்வன்.

செல்வன் : நான் தொலைக்காட்சியில் திரைப்படங்களைப் பார்க்கிறேன்.

அழகன் : நானும் அவ்வாறு செய்கிறேன். நான் என் செல்பேசியிலும் விளையாட்டுக்களை விளையாடுகிறேன்

செல்வன் : எனக்கு வானொலியைக் கேட்கப் பிடிக்கும். நீ பாடுகிறாயா?

அழகன் : இல்லை. நான் ஆடுகிறேன். நாளைக்கு நான் பள்ளியில் ஆடப் போகிறேன்.

செல்வன் : ஓ, அப்படியா! நான் பாடுவேன்.

அழகன் : என் நண்பன் வயலின் வாசிப்பான்.

செல்வன் : ஓ, நன்றாக இருக்கும்.

Action Verbs	Words

Activity 11: Read the passage and encircle the correct answer.

Reading Activity:

- The students read the passage with the help of the Educator, then complete the given multiple choice questions.



கீழ்க்காணும் பகுதியைப் படி.

இன்றைக்கு இசை நாள். நாங்கள் கல்லூரியில் இசை நாளைக் கொண்டாடுகிறோம். மேடை மிகவும் அழகானது. செல்வன் புல்லாங்குழலை வாசிக்கிறான். வேலன் ஒரு பாடலைப் பாடுகிறான். ஒன்பதாம் தர மாணவர்கள் வயலின், மிருதங்கம் மற்றும் வீணை வாசிக்கிறார்கள். எட்டாம் தர மாணவர்கள் ஆடப் போகிறார்கள். எல்லாரும் கைகளைத் தட்டுகிறார்கள். அவர்கள் எல்லாரும் மிகவும் மகிழ்ச்சியாக இருக்கிறார்கள்.

(க) கல்லூரியில் எந்த நாளைக் கொண்டாடுகிறோம்?

அ. விளையாட்டு ஆ. இசை
இ. உணவு ஈ. பிறந்த

(உ) மேடை எப்படி இருக்கிறது?

அ. அழகானது ஆ. சிறியது
இ. பெரியது ஈ. அசுத்தமானது

(ஊ) செல்வன் எந்த இசைக்கருவியை வாசிக்கிறான்?

அ. வயலின் ஆ. புல்லாங்குழல்
இ. வீணை ஈ. உடுக்கை

(சு) யார் ஒரு பாடலைப் பாடுகிறான்?

அ. வேலன் ஆ. எல்லாரும்
இ. எட்டாம் தர மாணவர்கள் ஈ. செல்வன்

(஠) எல்லாரும் எப்படி இருக்கிறார்கள்?

அ. பயமாக ஆ. வருத்தமாக
இ. மகிழ்ச்சியாக ஈ. கோபமாக

Activity 12: Read and Write.

Speaking and writing Activities:

The Educator helps the students to:

- revise the vocabulary words.
- identify and label the objects.
- write the answers to prompts related to the image.



(க) படத்தில் எத்தனை பேர் இருக்கிறார்கள்?

.....

(உ) அப்பா என்ன செய்கிறார்?

.....

(ஊ) அம்மா என்ன செய்கிறார்?

.....

(ச) சிறுவன் எந்த இசைக்கருவியை வாசிக்கிறான்?

.....

(஠) சிறுமி எந்த இசைக்கருவியை வாசிக்கிறாள்?

.....

(ஐ) மேசை மேல் எந்த எந்தப் பொருள்கள் இருக்கின்றன?


.....

Activity 13: Demonstrate your creativity.

Speaking and writing Activities:

- The Educator explains the activities to the students.
- The students prepare and present the item.
- The Educator guides them in the writing of sentences.

- Present a short poem/ a song/ a dance.
- Identify the following pictures, colour and write two simple sentences on each.



(க) இது ஒரு

(க)

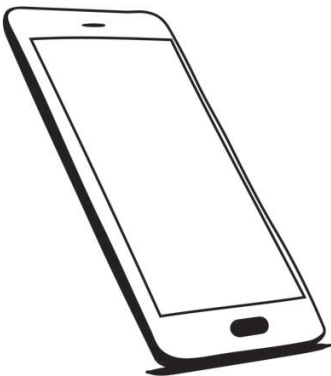
(உ)



(உ) இது ஒரு

(க)

(உ)



(ஐ) இது ஒரு

(க)

(உ)

Foundation Programme
in Literacy, Numeracy and Skills
(FPLNS)

తెలుగు
TELUGU

GRADE 9

Educator's Guidelines

Theme 5: Music and Entertainment
Media


Ministry of Education and Human Resource
in collaboration with
Mahatma Gandhi Institute

2026




Table of content

» Guide to Educators	iii
» Activity 1: Listen and repeat the song.....	1
» Activity 2: Identify the words.....	2
» Activity 3: Read and practise.	3
» Activity 4: Underline and rewrite the word.....	4
» Activity 5: Read and identify the word.....	5
» Activity 6: Fill in the blanks.....	6
» Activity 7: Crosswords	7
» Activity 8: Matching	8
» Activity 9: Rearrange the words.	9
» Activity 10: Read, identify and write	10
» Activity 11: Read the passage and encircle the correct answer.	11
» Activity 12: Read and write.	13
» Activity 13: Demonstrate your creativity.....	14



Guide to Educators



1

Learning Outcomes

- Share personal preferences regarding musical instruments using phrases like “I like...” or “I play...”.
- Engage in simple conversations about their favourite musical instruments.
- Understand key vocabulary words related to music and entertainment (e.g musical instruments, Music Day).
- Practise pronunciation of musical instruments and associated vocabulary words.
- Listen with understanding to poem, dialogue and short passage.

2

Activities

- Spell and practise.
- Fill in the blanks.
- Underline the words.
- Copy words.
- Sentence reading.
- Identify words.
- Rearrange the words.

3

Other Proposed Activity

- The students play a musical item based on their preference.

4

Resources

- Use pictures and real-life examples to aid recognition.
- Repetitive practice through songs and poems.
- Videos or audios related to musical instruments and famous artists.

5

Assessment

- **Visual Assessments**
Sentence reading exercises where students can show what they have learnt through pictures.

Activity 1: Listen and repeat the song.

Listening and Reading Activities:

- The Educator reads and explains the song.
- The students sing or recite the song repeatedly.



తారంగం తారంగం... తాండవ కృష్ణా తారంగం
అల్లరి కృష్ణా తారంగం... పిల్లల కృష్ణా తారంగం

ముద్దుల కృష్ణా తారంగం... మురిపాల కృష్ణా తారంగం
మాధవ కృష్ణా తారంగం... యశోధ కృష్ణా తారంగం

వేణునాధా తారంగం... వెంకటరమణా తారంగం
రాధా కృష్ణా తారంగం... రమణీయ కృష్ణా తారంగం

గోపాల కృష్ణా తారంగం... గోకుల నాథ తారంగం
వెన్నల దొంగ తారంగం... చిన్ని కృష్ణా తారంగం

చిన్నయ రూపా తారంగం... చిద్విలాస తారంగం
విశ్వమంతయు తారంగం... నీవేనయ్యా తారంగం

The Educator may access the audio-visual version of the above poem/song through the link:

<https://Kidsworld/poems/Krishna Madhava/venu/radha/gopala/>

తారంగం తారంగం .. తాండవ కృష్ణ తారంగం – WD Lite

Activity 2: Identify the words.

Listening and Speaking Activities:

- The Educator reads the words and explains with examples.
- The students repeat the words with correct pronunciation.



రేడియో



కంప్యూటర్




టీ.వీ.



వినోదం



సినిమా



వేదిక



చరవాణి



వీణ



నాటకం



మృదంగం

Activity 3: Read and practise.

Listening and Reading Activities:

- The students identify and read the alphabets.




రేడియో
రే + డి + యో



మృదంగం
మృ + దం + గం




టీ.వీ.
టీ + వీ



తబలా
త + బ + లా




సినిమా
సి + ని + మా



వేదిక
వే + ది + క



చరవాణి
చ + ర + వా + ణి



గితార్
గి + తా + ర్



నాటకం
నా + ట + కం



వేణువు
వే + ణు + వు

Activity 4: Underline and rewrite the words.

Reading and Writing Activities:

- The Educator reads aloud the sentences.
- The students identify, underline and rewrite the words related to music and entertainment.

(౧) వీణ ఒక వాయిద్యం.

(౨) నాకు ఒక వేణువు ఉంది.

(౩) ఇది ఒక వీణ.

(౪) నీకు గీతార్ ఉందా?

(౫) మా బామ్మకు ఒక చిన్న రేడియో ఉంది.

(౬) ఇది ఒక సినిమా హాలు.

(౭) రవి టీ.వి చూస్తున్నాడు.

(౮) వేదిక పెద్దది.

(౯) నా చరవాణి కొత్తది.

Activity 5: Read and identify the word.

Reading Activity:

- The Educator reads and explains the sentences.
- The students identify the words corresponding to the picture.



వేణువు.

ఒక వేణువు.

ఇది ఒక వేణువు.

నాకు ఒక వేణువు ఉంది.

నాకు వేణువు వాయిచడం ఇష్టం.

Activity 6: Fill in the blanks.

Reading and Writing Activities:

- The Educator reads and explains the exercise.
- The students choose the words and write corresponding to the pictures.

(రేడియో, సినిమా, టీ.వీ., చరవాణి, కంప్యూటర్)



(౧) చూడటం అంటే నాకు చాలా ఇష్టం



(౨) నేను నా మీద ఒక ఆట ఆడుతున్నాను.



(౩) నేను వింటున్నాను.



(౪) మా ఇంట్లో ఒక ఉంది.



(౫) నేను చూస్తున్నాను.

Activity 7: Crossword.

Identify and colour 10 words related to music and entertainment using different colours. Then, copy the words in the space given below.

Writing Activity:

- The Educator reads and explains the given instructions to the students.

టం	న	ఎ	బ	ఎ	ల	య	ద
రే	వి	సి	క	త్	ర	క	న
డి	న	చూ	ళా	య	డ	బ	ప
యో	డం	డు	కా	సి	సం	సి	టీ
సి	ర	టం	రు	ని	గీ	ని	వి
త	ప	క	డు	మా	టం	మా	వ
మ	బ	న	ఎ	ప	బ	ర	మ
బ	ల	య	ర	గ	ద	ళ	ణ

.....

.....

.....

.....

.....

.....


.....

.....

.....

.....

Activity 8: Matching.



Listening and speaking Activities:

- The Educator reads the given verbs.
- The students:
- listen and pronounce the verbs under the guidance of the Educator.
 - read and match the pictures to the corresponding verbs.

పాడు

వాయింఛు

విను

ఆట ఆడు

నాట్యం చేయు

ఛూఛు

Activity 9: Rearrange the words.

Writing Activity:

- The Educator helps the students to rearrange the words to form a sentence.

(౧) ఆసక్తికరంగా - చాలా - ఉంది - సంగీతం

.....

(౨) గాయకులు - పాడతారు - పాటలు

.....

(౩) ఇష్టం - అతనికి - సంగీతం

.....

(౪) వింటాం - మేం - సంగీతాన్ని

.....

(౫) వాయిస్తారు - జనులు - వాయిద్యాలు

.....

Activity 10: Read, identify and write.

Identify and write 5 action verbs and 5 words related to music and entertainment.

Reading and writing Activities:

- The Educator reads and explains the dialogue to the students.
- The students read, identify and write the action verbs and the words related to music and entertainment.



కవి : నమస్కారం రవి.

రవి : నమస్కారం కవి. ఏమిటి విశేషం?

కవి : ఈ రాత్రి నేను సినిమా చూడటానికి వెళ్తున్నాను.

రవి : నేను టీ.వీ. లోనే సినిమాలు చూస్తాను.

కవి : నేను కూడా. నేను చరవాణిలో ఆటలు కూడా ఆడతాను.

రవి : నాకు రేడియో వినటం అంటే ఇష్టం. నీవు పాట పాడతావా?

కవి : కాదు. నేను నాట్యం చేస్తాను. రేపు నేను బడిలో నాట్యం చేస్తాను.

రవి : సంగీత దీనోత్సవం రోజు నేను ఒక పాట పాడతాను.

కవి : నా మిత్రుడు వీణ వాయిస్తాడు.

రవి : అది సరదాగా ఉంటుంది.

Action Verbs	Words

Activity 11: Read the passage and encircle the correct answer.

Reading Activity:

- The students read the passage with the help of the Educator, then complete the given multiple choice questions.



ఈ రోజు సంగీత దినోత్సవం. మేం బడిలో సంగీత దినోత్సవాన్ని జరుపుకొంటున్నాం. వేదిక అందంగా ఉంది. తేజా వేదిక మీద వేణువు వాయిస్తున్నాడు. లీల ఒక పాట పాడుతున్నది. తొమ్మిదో తరగతి పిల్లలు వీణ, వయోలిన్ వాయిస్తున్నారు. చాల మంది పిల్లలు ఈ కార్యక్రమంలో పాల్గొంటున్నారు. తెలుగు పిల్లలు ఒక కూచిపూడి నృత్యం ప్రదర్శిస్తున్నారు. అందరూ చప్పట్లు కొడుతున్నారు. వాళ్లు ఆనందంగా ఉన్నారు.

(౧) ఈ రోజు మేం ఏ దినోత్సవం జరుపుకొంటున్నాం?

- అ. క్రీడా ఆ. సంగీత
ఇ. స్వాతంత్ర్య ఈ. జన్మ

(౨) తేజా ఎక్కడ వేణువు వాయిస్తున్నాడు?

- అ. తరగతిలో ఆ. సినిమా హాలులో
ఇ. వేదిక మీద ఈ. ఇంట్లో

(౩) ఎవరు పాట పాడుతున్నారు?

- అ. తేజా ఆ. లీల
ఇ. అందరూ ఈ. పిల్లలు

(౪) తొమ్మిదో తరగతి పిల్లలు ఏయే వాయిద్యాలు వాయిస్తున్నారు?

- అ. వేణువు, వాయోలిన్ ఆ. వాయోలిన్, మృదంగం
ఇ. వేణువు, మృదంగం ఈ. వీణ, వాయోలిన్

(౫) అందరూ ఎలా ఉన్నారు?

- అ. కోపంగా ఆ. విచారంగా
ఇ. ఆనందంగా ఈ. గౌరవంగా

Activity 12: Read and Write.

Speaking and writing Activities:

The Educator helps the students to:

- revise the vocabulary words.
- identify and label the objects.
- write the answers to prompts related to the image.



(౧) బొమ్మలో ఎంత మంది ఉన్నారు?

.....

(౨) నాన్న ఏం చేస్తున్నాడు?

.....

(౩) అమ్మ ఏం చేస్తున్నది?

.....

(౪) అబ్బాయి ఏ వాయిద్యం వాయిస్తున్నాడు?

.....

(౫) అమ్మాయి ఏ వాయిద్యం వాయిస్తున్నది?

.....

(౬) మేజా మీద ఏమేమి ఉన్నాయి?


.....

Activity 13: Demonstrate your creativity.

Speaking and writing Activities:

- The Educator explains the activities to the students.
- The students prepare and present the item.
- The Educator guides them in the writing of sentences.

- Present a short poem/ a song/ a dance.
- Identify the following pictures, colour and write two simple sentences on each.



(୩) ଇତି ଢକ

(ଂ)

(ଌ)



(୨) ଇତି ଢକ

(ଂ)

(ଌ)



(୩) ଇତି ଢକ

(ଂ)

(ଌ)

Foundation Programme
in Literacy, Numeracy and Skills
(FPLNS)

मराठी
MARATHI

GRADE 9

Educator's Guidelines

Theme 5: Music and Entertainment
Media

Ministry of Education and Human Resource
in collaboration with
Mahatma Gandhi Institute

2026

Theme 5: Music and Entertainment : Performers and Emotions

Table of content

» Guide to Educators	iii
» Activity 1: Listen and repeat the song.....	1
» Activity 2: Identify the words.....	2
» Activity 3: Read and practise.	3
» Activity 4: Underline and rewrite the word.....	4
» Activity 5: Read and identify the word.....	5
» Activity 6: Fill in the blanks.....	6
» Activity 7: Crosswords	7
» Activity 8: Matching	8
» Activity 9: Rearrange the words.	9
» Activity 10: Read, identify and write	10
» Activity 11: Read the passage and encircle the correct answer.	11
» Activity 12: Read and write.	13
» Activity 13: Demonstrate your creativity.....	14

Guide to Educators

Learning Outcomes

- Share personal preferences regarding musical instruments using phrases like “I like...” or “I play...”.
- Engage in simple conversations about their favourite musical instruments.
- Understand key vocabulary words related to music and entertainment (e.g musical instruments, Music Day).
- Practise pronunciation of musical instruments and associated vocabulary words.
- Listen with understanding to poem, dialogue and short passage.

Activities

- Spell and practise.
- Fill in the blanks.
- Underline the words.
- Copy words.
- Sentence reading.
- Identify words.
- Rearrange the words.

Other Proposed Activity

- The students play a musical item based on their preference.

Resources

- Use pictures and real-life examples to aid recognition.
- Repetitive practice through songs and poems.
- Videos or audios related to musical instruments and famous artists.

Portfolio Assessment

- Skills-based assessments.

Activity 1: Listen and repeat the song.

Listening and Reading Activities:

- The Educator reads and explains the song.
- The students sing or recite the song repeatedly.



पोपट

गवतासारखा माझा रंग
हिरवे हिरवे माझे अंग
उंच उडतो मित्रांसंग
पेरु मिरच्या खाण्यात दंग
दिवस असो वा रात्र
उडतो मी सगळ्यांसंग

The Educator may access the audio-visual version of the above poem/song through the link:

https://youtu.be/fH-H0U9l_K8?si=D-K1scSNr6cE1yRc

Activity 2: Identify the words.

Listening and Speaking Activities:

- The Educator reads the words and explains with examples.
- The students repeat the words with correct pronunciation.



रेडियो



संगणक




टीव्ही



मनोरंजन



चित्रपटगृह



मंच



मोबाईल फोन



खंजिरी



नाटक



तुतारी

Activity 3: Read and practise.

Listening and Reading Activities:

- The students identify and read the alphabets.



रेडिओ
रे + डि + ओ



संगणक
सं + ग + ण +
क




टीव्ही
टी + व्ही



मनोरंजन
म + नो + रं +
ज + न



चित्रपटगृह
चि + त्र + प +
ट + गृ + ह



मंच
मं + च




मोबाईल फोन
मो + बा + ई +
ल = मोबाईल
फो + न = फोन



खंजिरी
खं + जि + री



नाटक
ना + ट + क



तुतारी
तु + ता + री

Activity 4: Underline and rewrite the words.

Reading and Writing Activities:

- The Educator reads the sentences aloud.
- The students identify, underline and rewrite the words related to music and entertainment.

- (१) सतार एक वाद्य आहे.
- (२) माझ्याकडे बासरी आहे.
- (३) ही तुतारी आहे.
- (४) तुझ्याकडे गिटार आहे का ?
- (५) माझ्या आजीकडे एक लहान रेडिओ आहे.
- (६) हे चित्रपटगृह आहे.
- (७) रोहन टीव्ही पाहतो.
- (८) मंच मोठा आहे.
- (९) तुझा मोबाईल फोन नवा आहे.

Activity 5: Read and identify the word.

Reading Activity:

- The Educator reads and explains the sentences.
- The students identify the words corresponding to the picture.



बासरी

एक बासरी

ही बासरी आहे.

माझ्याकडे बासरी आहे.

मला बासरी वाजवणे/ऐकणे आवडते.

बासरी बांबूपासून बनवली जाते.

बासरीला सहा – सात छिद्र असतात.

ही बासरी सुंदर आहे.

बासरीचे सूर गोड असते.

श्री कृष्णाच्या हातात बासरी आहे.

Activity 6: Fill in the blanks.


Reading and Writing Activities:

- The Educator reads and explains the exercise.
- The students choose the correct words corresponding to the pictures and fill them in the blank spaces.

(संगणक , मोबाईल फोन , टीव्ही , चित्रपट , रेडिओ)



(१) खोलीत एक आहे.



(२) मी एक नवा विकत घेते.



(३) मी ऐकतो / ऐकते.



(४) माझ्याकडे एक आहे.



(५) मी टीव्हीवर पाहतो / पाहते.

Activity 7: Crossword.

Identify and colour 10 words related to music and entertainment using different colours. Then, copy the words in the space given below.

Writing Activity:

- The Educator reads and explains the given instructions to the students.

रे	सि	ळ	जा	बा	सं	टी	व्ही
डि	ने	झां	णे	स	ता	र	न
ओ	मा	जा	चि	री	मो	त	ट
ना	च	णे	ना	खे	बा	ब	पा
चि	त्र	प	ट	ळ	ई	ला	ह
न	मं	ऐ	क	णे	ल	ळ	णे
टी	च	मा	सं	गी	त	क	ला
झा	क	री	ट	सं	ग	ण	क

.....

.....

.....

.....

.....

.....

.....

.....



.....

.....

.....

.....

Activity 8: Matching.



Listening and speaking Activities:

- The Educator reads the given verbs.

The students:

- listen and pronounce the verbs under the guidance of the Educator.
- read and match the pictures to the corresponding verbs.

गाणे

पाहणे

ऐकणे

खेळणे

वाजवणे

नाचणे

Activity 9: Rearrange the words.

Writing Activity:

- The Educator helps the students to rearrange the words to form a sentence.

(१) मनोरंजक आहे चित्रपट

.....

(२) गातो गायक गाणे

.....

(३) आहे मोठा मंच

.....

(४) वाजवतो तो वाद्ये

.....

(५) ऐकतो संगीत राहुल

.....

Activity 10: Read, identify and write.

Identify and write 5 action verbs and 5 words related to music and entertainment.

Reading and writing Activities:

- The Educator reads and explains the dialogue to the students.
- The students read, identify and write the action verbs and the words related to music and entertainment.



राहुल : नमस्कार रवि.

रवि : नमस्कर राहुल. तू खूप आनंदी दिसत आहेस !

राहुल : मी चित्रपट पाहायला जात आहे.

रवि : कोणता चित्रपट ?

राहुल : ' छावा '

रवि : मी टीव्हीवर चित्रपट पाहतो.

राहुल : मी पण माझ्या मोबाईलवर गेम खेळतो.

रवि : मला रेडिओ ऐकायला आवडते. तू गातोस का ?

राहुल : नाही. मी नाचतो. मी शाळेत एक नृत्य सादर करत आहे.

रवि : मी संगीत दिनानिमित्त एक गाणे गात आहे.

राहुल : माझी बहीण सतार वाजवत आहे.

रवि : मजा येणार आहे.

Action Verbs	Words

Activity 11: Read the passage and encircle the correct answer.

Reading Activity:

- The students read the passage with the help of the Educator, then complete the given multiple choice questions.



आज संगीत दिवस आहे. आम्ही शाळेत संगीत दिवस साजरा करत आहोत. मंच खूप सुंदर दिसत आहे. बरेच विद्यार्थी सहभागी होत आहेत. राहुल बासरी वाजवत आहे. अमर गाणे गात आहे. इतर विद्यार्थी झांजा, गिटार आणि तबला वाजवत आहेत. इयत्ता नववीचे विद्यार्थी एक नृत्य सादर करत आहेत. सर्वजण टाळ्या वाजवत आहेत. ते खूप आनंदी आहेत.

- (१) आम्ही शाळेत कोणता दिवस साजरा करत आहोत ?
अ. क्रिडा ब. अन्न
क. संगीत ड. जन्म
- (२) मंच कसा दिसत आहे ?
अ. सुंदर ब. मोठा
क. लहान ड. अस्वच्छ
- (३) राहूल कोणते वाद्य वाजवत आहे ?
अ. तुतारी ब. गिटार
क. बासरी ड. तबला
- (४) कोण गाणे गात आहे ?
अ. राहूल ब. अमर
क. बरेच विद्यार्थी ड. आठवीचे विद्यार्थी
- (५) प्रत्येकाला कसे वाटते ?
अ. रागावलेला ब. दुःखी
क. भीती ड. आनंदी

Activity 12: Read and Write.

Speaking and writing Activities:

The Educator helps the students to:

- revise the vocabulary words.
- identify and label the objects.
- write the answers by giving prompts related to the image.



(१) चित्रात किती माणसे आहेत ?

.....

(२) बाबा काय करत आहेत ?

.....

(३) आई काय करत आहे ?

.....

(४) मुलगा कोणते वाद्य वाजवत आहे ?

.....

(५) मुलगी कोणते वाद्य वाजवत आहे ?

.....

(६) मेजावर काय काय आहेत ?


.....

Activity 13: Demonstrate your creativity.

Speaking and writing Activities:

- The Educator explains the activities to the students.
- The students prepare and present the item.
- The Educator guides them in the writing of sentences.

- Present a short poem/ a song/ a dance.
- Identify the following pictures, colour and write two simple sentences on each.



(१) ही आहे.

(अ)

(ब)



(२) हा आहे.

(अ)

(ब)



(३) हा आहे.

(अ)

(ब)

Foundation Programme
in Literacy, Numeracy and Skills
(FPLNS)

现代汉语

MODERN CHINESE

GRADE 9

Educator's Guidelines

Theme 5: Music and Entertainment
Media

Ministry of Education and Human Resource
in collaboration with
Mahatma Gandhi Institute


2026

Theme 5: Music and Entertainment : Performers and Emotions

Table of content

» Guide to Educators	iii
» Activity 1: Listen and repeat the song.....	1
» Activity 2: Identify the words.....	2
» Activity 3: Read and practise.	3
» Activity 4: Underline and rewrite the word.....	4
» Activity 5: Read and identify the word.....	5
» Activity 6: Fill in the blanks.....	6
» Activity 7: Crosswords	7
» Activity 8: Matching	8
» Activity 9: Rearrange the words.	9
» Activity 10: Read, identify and write	10
» Activity 11: Read the passage and encircle the correct answer.	11
» Activity 12: Read and write.	13
» Activity 13: Demonstrate your creativity.....	14

Guide to Educators



1

Learning Outcomes

- Share personal preferences regarding musical instruments using phrases like “I like...” or “I play...”.
- Engage in simple conversations about their favourite musical instruments.
- Understand key vocabulary words related to music and entertainment (e.g musical instruments, Music Day).
- Practise pronunciation of musical instruments and associated vocabulary words.
- Listen with understanding to poem, dialogue and short passage.

2

Activities

- Spell and practise.
- Fill in the blanks.
- Underline the words.
- Copy words.
- Sentence reading.
- Identify words.
- Rearrange the words.

3

Other Proposed Activity

- The students play a musical item based on their preference.

4

Resources

- Use pictures and real-life examples to aid recognition.
- Repetitive practice through songs and poems.
- Videos or audios related to musical instruments and famous artists.

5

Assessment

- **Visual Assessments**
Sentence reading exercises where students can show what they have learnt through pictures.

Activity 1: Listen and repeat the song.

Listening and Reading Activities:

- The Educator reads and explains the song.
- The students sing or recite the song repeatedly.

小乐器 - Xiǎo Yuèqì

Little Instruments

小乐器，真有趣

Xiǎo yuèqì, zhēn yǒuqù

Little instruments, they are really interesting

小鼓小鼓，咚咚咚

Xiǎo gǔ xiǎo gǔ, dōng dōng dōng

Little drum, little drum, dong dong dong

小锣小锣，锵锵锵

Xiǎo luó xiǎo luó, qiāng qiāng qiāng

Little gong, little gong, qiang qiang qiang

小钢琴，叮叮叮

Xiǎo gāngqín, dīng dīng dīng

Little piano, ding ding ding

小喇叭，嘀嘀嘀

Xiǎo lǎbā, dí dí dí

Little trumpet, di di di

小乐器，真有趣

Xiǎo yuèqì, zhēn yǒuqù

Little instruments, they are really interesting



The Educator may access the audio-visual version of the above poem/song through the link:

Instrument in Mandarin

<https://www.youtube.com/watch?v=PL32dkoYIY4>

学汉字学中文系列 - (21) 乐器 | Learn Chinese. Musical instrument

<https://www.youtube.com/watch?v=Pd8L6tuuRj4>

小猪佩奇 | 第一季 第16集 「乐器」

<https://www.youtube.com/watch?v=lucFRp1bt0M>

Activity 2: Identify the words.

Listening and Speaking Activities:

- The Educator reads the words and explains with examples.
- The students repeat the words with correct pronunciation.



shōuyīnjī
收音机



diànnǎo
电脑




diànshì
电视



yúlè
娱乐



diànyǐng yuàn
电影院



wǔtái
舞台



shǒujī
手机



gǔzhēng
古筝



huàjù
话剧



pípá
琵琶

Activity 3: Read and practise.

Listening and Reading Activities:

- The students identify and read the the Chinese Pinyin.



收音机
shōuyīnjī
shōu+yīn+jī



电脑
diànnǎo
diàn+nǎo



电视
diànshì
diàn+shì



娱乐
yúlè
yú+lè



电影院
diànyǐng yuàn
diàn+yǐng+yuàn



舞台
wǔtái
wǔ+tái




手机
shǒujī
shǒu+jī



古筝
gǔzhēng
gǔ+zhēng



话剧
huàjù
huà+jù



琵琶
pípa
pí+pá

Activity 4: Underline and rewrite the words.

Reading and Writing Activities:

- The Educator reads aloud the sentences.
- The students identify, underline and rewrite the words related to music and entertainment.

(一) 古筝是一种乐器。

(二) 我有一个笛子。

(三) 哥哥拉二胡。

(四) 你有吉他吗?

(五) 奶奶有一个小收音机。

(六) 这是电影院。

(七) 小文看电视。

(八) 这个舞台很大。

(九) 你的手机很新。

Activity 5: Read and identify the word.

Reading Activity:

- The Educator reads and explains the sentences.
- The students identify the words corresponding to the picture.



古筝

我有古筝。

我喜欢弹古筝。

我用双手弹古筝。

古筝很受欢迎。

Activity 6: Fill in the blanks.

Reading and Writing Activities:

- The Educator reads and explains the exercise.
- The students choose the words and write corresponding to the pictures.

(电脑、手机、电视、电影、收音机)



(一) 我在.....上看电影。



(二) 我在.....上玩游戏。



(三) 我听.....。



(四) 我们家里有一台.....。



(五) 我看.....。

Activity 7: Crossword.

Identify and colour 10 words related to music and entertainment using different colours. Then, copy the words in the space given below.

Writing Activity:

- The Educator reads and explains the given instructions to the students.

手机、收音机、电脑、古筝、电影院、话剧、娱乐、舞台、琵琶、电视

上	写	字	打	火	车	飞	机
中	课	电	话	苹	果	毛	香
收	文	姓	视	舞	台	里	蕉
音	热	名	山	服	猫	求	古
机	生	琵	琶	手	水	斯	箏
话	星	火	机	娱	冷	书	包
文	剧	高	快	乐	电	影	院
话	日	兴	马	爸	吗	老	鼠
汽	期	汉	电	脑	校	车	狗
车	辆	语	妈	衣	学	生	妹

.....

.....

.....

.....

.....

.....


.....

.....

.....

.....

Activity 8: Matching.



Listening and speaking Activities:

- The Educator reads the given verbs.
- The students:
- listen and pronounce the verbs under the guidance of the Educator.
 - read and match the pictures to the corresponding verbs.

唱

看

拉

跳

听

弹

Activity 9: Rearrange the words.

Writing Activity:

- The Educator helps the students to rearrange the words to form a sentence.

(一) 有趣、很、音乐

.....

(二) 歌手、歌、唱

.....

(三) 喜欢、音乐、他

.....

(四) 听、我们、音乐

.....

(五) 玩、乐器、人们

.....

Activity 10: Read, identify and write.

Identify and write 5 action verbs and 5 words related to music and entertainment.

Reading and writing Activities:

- The Educator reads and explains the dialogue to the students.
- The students read, identify and write the action verbs and the words related to music and entertainment.



张文：早，王华。

王华：早，张文。你看起来很高兴！

张文：我要去电影院。

王华：看电影！

张文：是的。

王华：我都是在电视上看电影。

张文：我也是。我还在手机上玩游戏。

王华：我喜欢听收音机。你会唱歌吗？

张文：不会，我会跳舞。我明天要在学校跳舞。

王华：明天是音乐节！我要唱歌。

张文：我的朋友要弹吉他。

王华：明天一定会很有趣。

Action Verbs	Words

Activity 11: Read the passage and encircle the correct answer.

Reading Activity:

- The students read the passage with the help of the Educator, then complete the given multiple choice questions.



今天，我们在学校庆祝音乐节。舞台非常漂亮。很多学生都参加了。张文吹笛子，李娜唱歌。九年级的学生有的拉小提琴、有的弹吉他、有的打鼓。八年级的学生在跳舞。大家都在拍手。我们都非常高兴。

(一) 我们在学校庆祝什么节日?

- A. 运动会
- B. 美食节
- C. 音乐节
- D. 生日

(二) 舞台看起来怎么样?

- A. 很美丽
- B. 不美丽
- C. 很脏
- D. 很大

(三) 张文玩的是什么乐器?

- A. 小提琴
- B. 笛子
- C. 吉他
- D. 二胡

(四) 谁在唱歌?

- A. 张文
- B. 李娜
- C. 九年级学生
- D. 八年级学生

(五) 大家都觉得怎么样?


- A. 生气
- B. 害怕
- C. 悲伤
- D. 快乐

Activity 12: Read and Write.

Speaking and writing Activities:

The Educator helps the students to:

- revise the vocabulary words.
- identify and label the objects.
- write the answers to prompts related to the image.



(一) 图片中有多少人？

.....

(二) 爸爸在做什么？

.....

(三) 妈妈在做什么？

.....

(四) 男孩在吹什么乐器？

.....

(五) 女孩在弹什么乐器？

.....

(六) 桌子上有什么？

.....


Activity 13: Demonstrate your creativity.

Speaking and writing Activities:

- The Educator explains the activities to the students.
- The students prepare and present the item.
- The Educator guides them in the writing of sentences.

- Present a short poem/ a song/ a dance.
- Identify the following pictures, colour and write two simple sentences on each.

(一) 这是一架(jià).....。



1.

2.

(二) 这是一台(tái).....。



1.

2.

(三) 这是一部(bù).....。



1.

2.